



Alamo Title
Company™

Home Sellers Guide

SELLING A HOME IN WACO FROM CONTRACT TO CLOSE





Alamo Title Company™

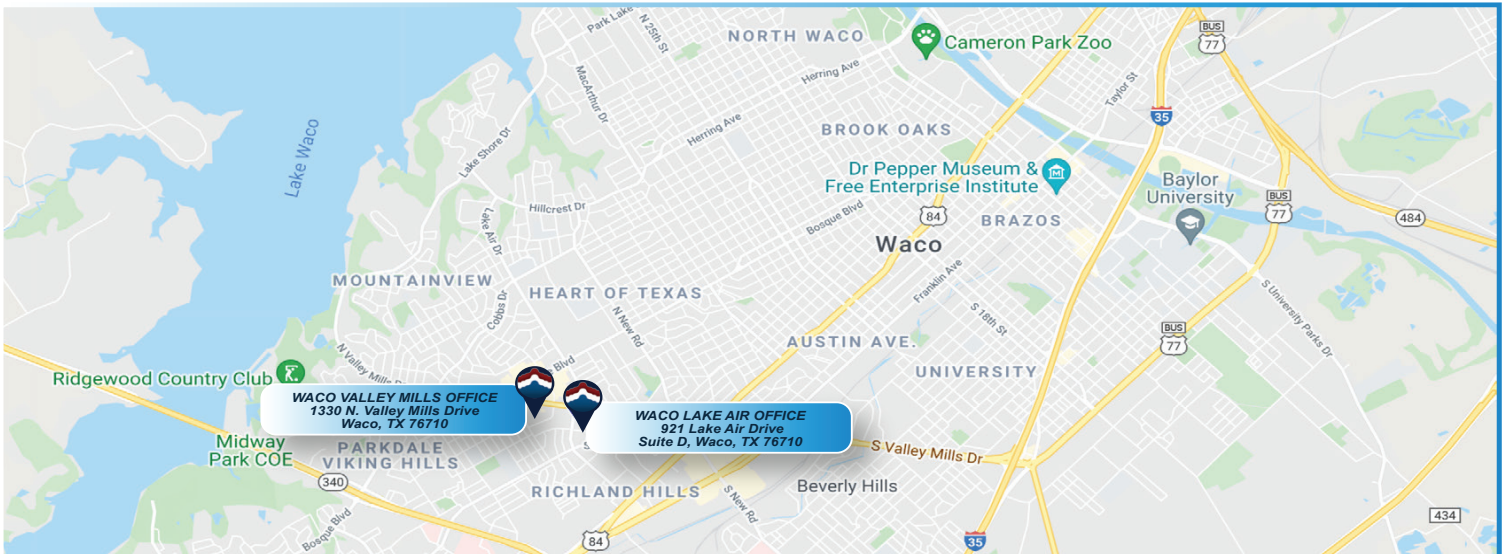
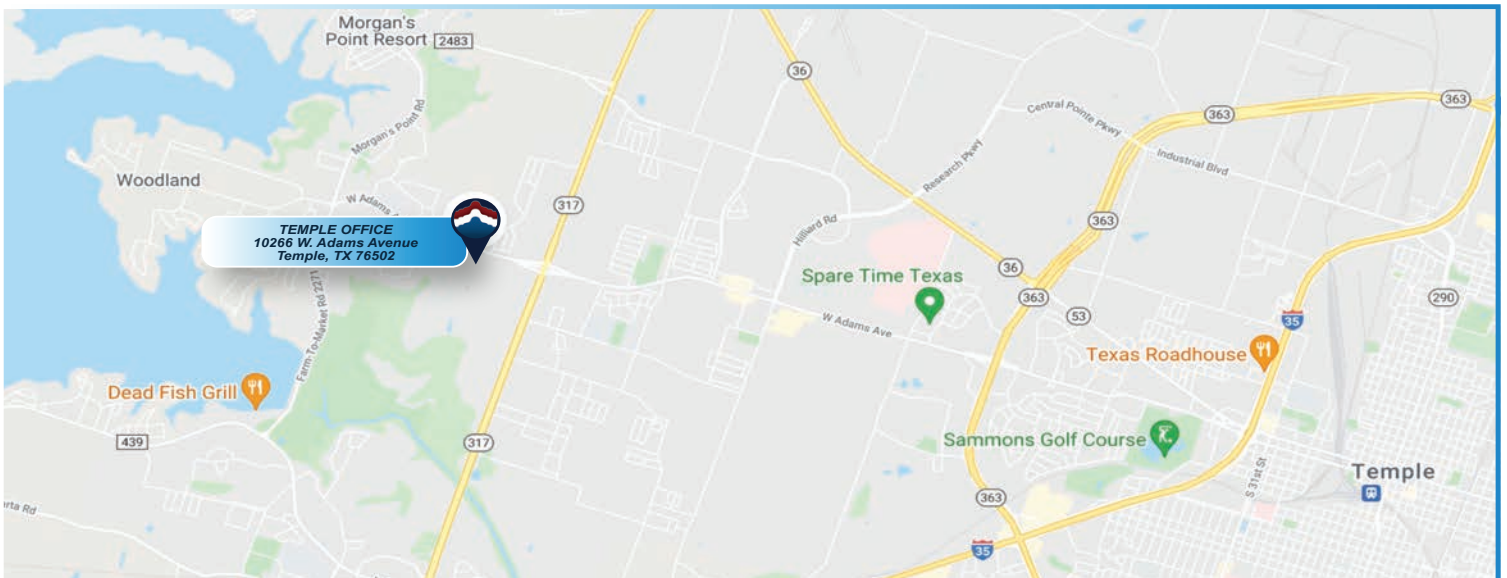


OFFICE LOCATIONS AND MAP

WACO MAIN OFFICE
1330 N. Valley Mills Drive
Waco, TX 76710
Phone: 254-751-1116

WACO LAKE AIR BRANCH
921 Lake Air Drive
Suite D, Waco, TX 76710
Phone: 254-537-1232

TEMPLE /BELL COUNTY OFFICE
10266 W. Adams Avenue
Temple, TX 76502
Phone: 254-228-0188





Why you need a REALTOR®

1. They have loads of expertise

Real estate has its own language, full of acronyms and semi-arcane jargon, and your Realtor is trained to speak that language fluently.

Plus, buying or selling a home usually requires dozens of forms, reports, disclosures, and other technical documents. Realtors have the expertise to help you prepare a killer deal—while avoiding delays or costly mistakes.

2. They have turbocharged searching power

Realtors have access to more listings than you can find on your own. Sometimes properties are available but not actively advertised. A Realtor can help you find those hidden gems.

Plus, a good local Realtor is going to know the search area way better than you ever could. Your Realtor is equipped to know the ins and outs of every neighborhood, so they can direct you toward a home in your price range that you may have overlooked.

3. They have bullish negotiating chops

Any time you buy or sell a home, you're going to encounter negotiations and as today's housing market heats up, those negotiations are more likely than ever to get a little heated. You can expect lots of competition, cutthroat tactics, all-cash offers, and bidding wars. A Realtor will help draw up a purchase agreement that allows enough time for inspections, contingencies, and whatever is crucial to your particular needs.

4. They're connected to everyone

Realtors make it their mission to know just about everyone who can possibly help in the process of buying or selling a home. Mortgage brokers, real estate attorneys, home inspectors, home stagers, interior designers—and they're all in your Realtor's network. Use them.

5. They adhere to a strict code of ethics

Not every real estate agent is a Realtor, who is a licensed real estate salesperson who belongs to the National Association of Realtors®, the largest trade group in the country.

Realtors are held to a higher ethical standard than licensed agents and must adhere to a Code of Ethics.

6. They're your stage parent/data analyst/therapist - all rolled into one

The thing about Realtors: They wear a lot of different hats. Sure, they're salespeople, but they actually do a whole heck of a lot to earn their commission. They're constantly driving around, checking out listings for you. They spend their own money on marketing your home (if you're selling) and they're researching comps to make sure you're getting the best deal.

Source: Realtor.com | By Rachel Stults





What is TITLE INSURANCE?

WHAT IS TITLE INSURANCE?

Title insurance is different from other forms of insurance because it insures against events that occurred before the title policy is issued, as opposed to insuring against events in the future, as health, property and life insurance do. Title insurance is in essence loss prevention insurance.

When purchasing real estate, it is of utmost importance that you receive clear title to the property. In order to do so, you must first be informed of any existing rights or claims that may be asserted against the property, then any of those rights or claims that are unacceptable to you must be resolved or extinguished prior to your purchase of the property.

In Texas, many property records go back to grants from the 1880s, hence it is important that the full history of the property is thoroughly researched and presented to you.

WHEN IS THE PREMIUM PAID?

Unlike other forms of insurance, for a relatively low one-time premium, the original title premium is your only cost protecting you for as long as you and your heirs own the property. The premium is paid at closing and there are no annual payments to keep your Owner's Title Insurance Policy in force. Rates for title insurance are regulated by the state and are promulgated in Texas.



DEFINITION

DEFINITIONS

Real Estate

AMORTIZATION – The killing off of an existing debt by regular partial payments.

APR – Annual Percentage Rate. The yearly interest percentage of a loan as expressed by the actual rate of interest paid.

APPRAISAL – An estimate of value of property from analysis of facts about the property; an opinion of value.

BROKER – One who acts as an agent for another in negotiating sales or purchases in return for a fee or commission.

CHAIN OF TITLE – Beginning with a conveyance out of an original source of title such as a government, each succeeding deed, will or other medium which conveys and transfers the title to succeeding owners constitutes a link in the chain of title. The chain of title is the composite of all such links.

CLOSING – In some areas called a “settlement.” The process of completing a real estate transaction during which deeds, mortgages, leases and other required instruments are signed and/or delivered, an accounting between the parties is made, the money is disbursed, the papers are recorded, and all other details such as payment of outstanding liens and transfer of hazard insurance policies are attended to.

CLOSING DISCLOSURE – The five-page Closing Disclosure must be provided to the consumer three business days before they close on the loan. The Closing Disclosure details all of the costs associated with their mortgage transaction.

CLOSING STATEMENT – A summation, in the form of a balance sheet, made at a closing, showing the amounts of debits and credits to which each party to a real estate transaction is entitled.

CLOUD ON TITLE – An irregularity, possible claim, or encumbrance which, if valid, would affect or impair the title.

CONTRACT – Same as “agreement,” but usually more formal.

DEED – A written document by which title to real estate is conveyed from one party to another.

DEPRECIATION – Loss in value occasioned by ordinary wear and tear, destructive action of the elements, or functional or economic obsolescence.

EARNEST MONEY – Down payment or a small part of the purchase price made by a purchaser as evidence of good faith.

ENDORSEMENT – Addition to or modification of a title insurance policy that expands or changes coverage of the policy, fulfilling specific requirements of the insured.

ESCROW – Technically, this term strictly refers to a deed delivered to a third person to be held by him until the fulfillment or performance of some act or condition by the grantee. In the title industry, it means the depositing with an impartial third party (typically an escrow agent or title company) of anything pertaining to a real estate transaction including money and documents of all kinds. The money and documents are to be disbursed and delivered to the rightful parties by the escrow agent or title company when all conditions of the transaction have been met.

ESCROW AGREEMENT – A written agreement usually made between buyer, seller and escrow agent, but sometimes only between one person and the escrow agent. It sets forth the conditions to be performed incident to the object deposited in escrow, and gives the escrow agent instructions.

EXAMINATION – In title industry terms, to peruse and study the instruments in a chain of title and to determine their effect and condition in order to reach a conclusion as to the title status.

EXAMINER – Usually referred to, in title industry terms, as title examiner. One who examines and determines the condition and status of real estate titles.

EXCEPTIONS – Insurance policies include a list of items excluded from coverage. Items excluded from coverage can be found in section two of Schedule B of the policy.

FORECLOSURE – A legal proceeding for the collection of real estate mortgages and other types of liens on real estate, which results in cutting off the right to redeem the mortgaged property and usually involves a judicial sale of the property.

GENERAL WARRANTY – A warranty provision in a deed or mortgage or other real estate instrument containing all of the common law items of warranty. Also known as a full warranty.

LIEN – The liability of real estate as security for payment of a debt. Such liability may be created by contract, such as a mortgage, or by operation of law, such as a mechanics lien.

MORTGAGE – A temporary conditional pledge of property to a creditor as security for the payment of a debt that may be cancelled by payment.

OWNER'S POLICY – This policy is purchased for a one-time fee and protects a homeowner's investment in a property for as long as they or their heirs have an interest in the property.

POWER OF ATTORNEY – A legal instrument authorizing one to act as another's agent or attorney.

PREMIUM – The amount payable for an insurance policy.

PROBATE – A legal procedure in which the validity and probity of a document, such as a will, is proven.

PROMISSORY NOTE – A written promise to pay or repay a specified sum of money.

QUIT CLAIM DEED – Deed that does not imply the grantor holds title, but which surrenders and gives to the grantee any possible interest or rights that the grantor may have in the property.

SETTLEMENT – In some areas called a "closing." The process of completing a real estate transaction during which deeds, mortgages, leases and other required instruments are signed and/or delivered, an accounting between the parties is made, the money is disbursed, the papers are recorded, and all other details such as payment of outstanding liens and transfer of hazard insurance policies are attended to.

SPECIAL WARRANTY DEED – A deed that warrants the title only with respect to acts of the seller and the interests of anyone claiming by, through, or under him.

SURVEY – The map or plat drawn by a surveyor that represents the property surveyed and shows the results of a survey.

TITLE – (1) A combination of all the elements that constitute the highest legal right to own, possess, use, control, enjoy, and dispose of real estate or an inheritable right or interest therein. (2) The rights of ownership recognized and protected by the law.

TITLE COMMITMENT – An offer to issue a title insurance policy. The title commitment will describe the various conditions, exclusions and exceptions that will apply to that particular policy.

TITLE COVENANTS – Covenants ordinarily inserted in conveyances and in transfers of title to real estate for the purpose of giving protection to the purchaser against possible insufficiency of the title received. A group of such covenants known as "common law covenants" includes: (a) covenants against encumbrances; (b) covenant for further assurance (in other words, to do whatever is necessary to rectify title deficiencies); (c) covenant of good right and authority to convey; (d) covenant of quiet enjoyment; (e) covenant of seisin; (f) covenant of warranty.

TITLE DEFECT – (1) Any possible or patent claim or right outstanding in a chain of title that is adverse to the claim of ownership. (2) Any material irregularity in the execution or effect of an instrument in the chain of title.

TITLE EXAMINATION – To peruse and study the instruments in a chain of title and to determine their effect and condition in order to reach a conclusion as to the status of the title.

TITLE INSURANCE – Insurance that protects purchasers of real estate and mortgages against loss from defective titles, liens and encumbrances.

TITLE PLANT – A geographically filed assemblage of title information which is to help in expediting title examinations, such as copies of previous attorneys' opinions, abstracts, tax searches, and copies or take-offs of the public records.

TITLE SEARCH – A search and perusal of the public records for recorded instruments that affect the title to a particular piece of land.

UNDERWRITER – An insurance company that issues insurance policies either to the public or to another insurer.

WARRANTY DEED – A deed containing one or more title covenants.





UNDERSTANDING TITLE INSURANCE

Before issuing a title policy, title companies check for defects by examining public records, including deeds, mortgages, wills, divorce decrees, court judgments, tax records, liens and maps. The title search determines who owns the property, what outstanding debts are against it and the condition of the title. If someone claims interest in the property, the title company will pay for any actual loss (up to the amount of coverage) and defend your title in court when:

- Possible defects include:**
- Errors or omissions in deeds
 - Mistakes made in examining records
 - Forgery and undisclosed heirs
 - Liens for unpaid taxes or contractors

1. A deed or other document in your chain of title is invalid;
2. A lien against your title exists because a previous owner failed to pay either a mortgage or deed of trust, judgment, or a charge by a homeowner's association;
3. A lien exists for labor materials furnished by a contractor without your consent;
4. Leases, contracts or options on your land weren't recorded in the public records or disclosed to you;
5. A notary public error or someone failed to properly sign a document in your chain of title;
6. The title policy failed to disclose legal restrictions on how you can use your property;
7. An easement exists that isn't in public records and that you don't know about;
8. Other liens or encumbrances on your title exist but aren't listed in the policy exceptions.

IS MY POLICY STILL ACTIVE IF I REFINANCE MY HOME?

Most lenders require borrowers to buy new loan title policies when refinancing. When the new loan pays off the existing loan, the old title policy is no longer in effect. A title company issues new policies in connection with new loans. Title companies must discount the premium if refinancing occurs within seven years of the original loan date. Your owner title policy remains in full force and effect after a refinance.

WHO DOES TITLE INSURANCE PROTECT?

Most lending institutions won't loan money for a house or other property unless you provide a loan title policy. This policy protects the lender's investment by paying the mortgage if a title defect voids the owner's/buyer's title. Investors who buy the new loan often require a loan title policy. When you buy a house, title companies also issue an owner's policy, unless you reject it in writing. You don't have to buy an owner's policy. The owner's policy protect your title against the covered risk set out in policy.



Why is Title Insurance IMPORTANT TO YOU?

1. PROTECTS YOUR LARGEST INVESTMENT. A home is probably the single largest investment you will make in your life. For a one-time fee, owner's title insurance protects your property rights for as long as you own your home.

2. REDUCES YOUR RISK. If you're buying a home, there are many hidden issues that may pop up only after you purchase your home. Getting an owner's title insurance policy is the best way to protect yourself from unforeseen legal and financial title discrepancies.

Unexpected title claims include:

- outstanding mortgages and judgments, or a lien against the property because the seller has not paid his taxes
- pending legal action against the property that could affect you
- an unknown heir of a previous owner who is claiming ownership of the property

3. YOU CAN'T BEAT THE VALUE. Owner's title insurance is a one-time fee that's very low relative to the value it provides. It typically costs around 0.5% of the home's purchase price.

4. COVERS YOU. As long as you own your home, owner's title insurance protects your property rights.


5. NOTHING COMPARES. Homeowners insurance and warranties protect only the structure and belongings of your home. Getting owner's title insurance ensures your family's property rights stay protected.

6. 8 IN 10 HOMEBUYERS AGREE. Each year, more than 80% of America's home buyers choose to get owner's title insurance.

7. PEACE OF MIND. If you're buying a home, owner's title insurance lets you rest assured, knowing that you're protected from inheriting most existing debts or legal problems, once you've closed on your new home.



Alamo Title
Company



MUNICIPAL UTILITY DISTRICT Basics

A Municipal Utility District (MUD) is one of several types of special districts that function as independent, limited governments. The purpose of a MUD is to provide a developer an alternate way to finance infrastructure, such as water, sewer, drainage, and road facilities. Managed by a Board elected by property owners within the MUD, a MUD may issue bonds to reimburse a developer for authorized improvements and the MUD will utilize property tax revenues and user fees received from water and sewer services operated by the MUD to repay the debt. As the MUD pays off its debt, more of its tax revenue can be directed to other services.

Originally, MUDs were very limited in what they were allowed to finance and what services they could provide. Over time, MUDs began taking on more responsibilities and providing enhanced services for their residents such as parks and recreation, deed restriction enforcement, and solid waste service. MUDs rely on the County to provide police and road maintenance services and Emergency Service Districts (ESDs) for providing fire protection.



What is a Title COMMITMENT

Schedule A: This is where you will find the who, what, where and how much information. The most important information here will be the name of the person who holds the existing title, the legal description of the land and the name of the proposed insured (buyer), the sales price and the name of the lender. All parties and the title company should make sure all of the information is accurate when it is compared to the sales contract.

Schedule B: This is the section of the title commitment that addresses where other parties have any interest or control of the use of the property. Examples of this are utility easements and building setbacks. A utility easement is a common item to find here. This would be a part of the land that a utility company has the right to use. A setback prevents the owner from building a certain distance from a property line. Schedule B is also the section in which exceptions will be noted. Exceptions in this case are anything that will not be covered by title insurance.

Schedule C: This is the section in which any issues must be resolved before the buyer can close on the property. Common issues here are an existing mortgage that needs to be paid off, a marital status issue or unpaid taxes and liens on the property.

Schedule D: This final section outlines all parties who will collect any part of the insurance premium including underwriters, title agents and attorneys. It will also show the amounts being paid for the owner's title insurance policy, the mortgagee policy amount and any endorsements.





What is a HOME WARRANTY

A HOME WARRANTY is a contract between a homeowner and a home warranty company that provides for discounted repair and replacement service on a home's major components, such as the furnace, air conditioning, plumbing and electrical system. A home warranty may also cover major appliances such as washers and dryers, refrigerators and swimming pools. Most plans have a basic component that provides all homeowners who purchase a policy with certain coverages. In addition to the standard items, expanded coverage can usually be added at a premium.

A home warranty is not the same as homeowners insurance, nor is it a replacement for homeowners insurance. Homeowners insurance covers major perils such as fire, hail, property crimes and certain types of water damage that could affect the entire structure and/or the homeowner's personal possessions. A home warranty does not cover these perils.

Home warranty companies have agreements with approved service providers. When something that is covered by a home warranty breaks down, the homeowner calls the home warranty company, and the home warranty company sends one of its service providers to examine the problem. If the provider determines that the needed repair or replacement is covered by the warranty, the homeowner only pays a small service fee per your service call at the time service is rendered.

The annual cost can vary depending on coverages and exclusions, but typically ranges from a few hundred dollars for small condominiums to eight hundred dollars for larger homes. This is a negotiable item on the contract.

For more information about home warranties, please contact your local Alamo Title!



THE IMPORTANCE OF SURVEYS

Here are some of the principal reasons to obtain and review a survey:

- To determine whether improvements (buildings, driveways, fences, utility lines, etc.) intended to be located on your property encroach into a neighbor's property, or vice-versa.
- To mark the boundaries on the ground, so that they are clear to observers standing on or near the property.
- To discover trails and other evidence of use by third parties that might suggest that someone has established an implied easement over a portion of the property, or might claim a portion of the property by reason of adverse possession.
- To provide the evidence needed by the title insurer to delete certain standard exceptions to coverage and thereby provide "extended coverage" against off-record title matters (including matters that would be revealed by an accurate survey).

WHEN TO USE AN EXISTING SURVEY

The TREC Contract was revised several years ago giving the option to sellers and buyers to use existing surveys when appropriate. Per the TREC contract, not only does the buyer have to accept the survey, but lenders and title companies must also approve and accept it. Survey affidavits assist in research and review, however, the best information comes from those who have been on the property, particularly prospective buyers and their REALTORS[®].

To avoid costly delays, the following guidelines for using an existing survey are provided:

- Survey should be completely legible. It must have the property address, complete legal description, flood certification and the surveyor's signature and seal on the drawing.

- Survey must reflect all permanent improvements that are currently on the property, including pools, fences, spas, decks, and additional square footage. If the sellers have added permanent structures that are not shown on survey, it is important to identify new improvements, such as a pool, gazebo, fence, etc. when signing the survey affidavit. This notifies all parties that the survey provided is not an accurate rendering of the property as of the current date.

Almost always it is advisable to forego using an existing survey if improvements have been built since the time the initial survey work was performed.

When an incorrect survey is delivered to the buyer and their agent, a new one should be requested. The title company and lender must be informed of the need for a new survey.

WHEN TO OBTAIN A NEW SURVEY

It is recommended that a purchaser obtain a new survey if one or more of the following conditions exist:

- A survey shows that all significant improvements currently located on the property do not exist or cannot be found.
- Surveys exist only for portions of the property, but the property as a whole consists of two or more parcels that are not platted and that are described by "metes and bounds," such that without a surveyor's interpretation of the legal descriptions one cannot be certain of whether the parcels are contiguous, or whether there might exist a "gap" between, or overlap of, property boundaries.

Even when one or more of the foregoing conditions are present, a survey might not be necessary, and the purchaser might wish to bear the risk of proceeding without a survey; unless required by your lender.





HOMESTEAD EXEMPTION

WHAT IS A HOMESTEAD EXEMPTION?

Property tax exemptions are one of the most meaningful and simple ways to reduce property taxes. Homestead exemptions are granted by the county appraisal district where the property is located. The exemption reduces a homeowner's property tax bill by removing part of the home's value from taxation. All Texas homeowners may receive a General Residence Homestead Exemption of \$25,000 on the value of their property for school taxes. Other taxing entities may also offer exemptions of some percentage of the home's value. Other exemptions are available to homeowners who are over 65 or disabled, and require the same application process. This information can be found on the Texas Comptroller website link at the bottom of the page.

HOW DO I KNOW IF I QUALIFY FOR A HOMESTEAD EXEMPTION?

These requirements must be met to receive the exemption:

1. You must own your home on January 1st of the year for which you are applying (If you are over 65 and/or disabled, January 1st ownership and residency are not required.)
2. You must reside at the home as your principal residence on January 1st of that year, and not claim any other property as homestead.
3. Only individual homeowners (not corporations or other entities) may receive a homestead exemption.
4. A homestead can be a house, condominium or a manufactured home. It can include up to 20 acres, if the land is also owned by the homeowner and used as a yard, or for another purpose related to the residential use of the home.
5. You must apply between January 1st and April 30th of the year for which you want the exemption.

HOW DO I GET A HOMESTEAD EXEMPTION?

1. Complete the APPLICATION FOR RESIDENTIAL HOMESTEAD EXEMPTION (available on the websites of most county appraisal districts, or at the Texas Comptroller's website at: <http://comptroller.texas.gov/taxinfo/taxforms/50-114.pdf>)
2. Include a copy of your DRIVER'S LICENSE or IDENTIFICATION CARD from the Texas Department of Public Safety at www.txdps.state.tx.us. The address MUST MATCH the homestead address.

Texas Homestead Exemption FAQ

Property tax exemptions are one of the most meaningful and simple ways to reduce property taxes. The Texas legislature has provided numerous property tax exemptions for Texas taxpayers. Exemptions for homestead, over 65 homestead, disabled homestead, disabled veteran is just the start. Texas property taxes can be reduced by legitimate use of exemptions. This document was prepared by the Texas Comptroller and is presented for your convenience.

Q: Do I, as a homeowner, get a tax break from property taxes?

A: You may apply for homestead exemptions on your principal residence. Homestead exemptions remove part of your home's value from taxation, so they lower taxes.

Q: Do all homes qualify for homestead exemptions?

A: No, only a homeowner's principal residence qualifies. To qualify, a home must meet the definition of a residence homestead: The home's owner must be an individual (for example: not a corporation or other business entity) and use the home as his or her principal residence on January 1 of the tax year. If you are age 65 or older, the January 1 ownership and residency are not required for the age 65 homestead exemption.

Q: What is a homestead?

A: A homestead can be a separate structure, condominium or a mobile home located on owned or leased land, as long as the individual living in the home owns it. A homestead can include up to 20 acres, if the land is used as a yard or for another purpose related to the residential use of the homestead.

Q: How do I get a homestead exemption?

A: You must file an Application for Residential Homestead Exemption with the county appraisal district between January 1 and April 30 of the tax year -- up to one year after you pay your taxes. During the year, if you turn 65 or become disabled, you must apply for the 65 or older or disabled exemption no later than one year from the qualification date. Once you receive the exemption, you do not need to reapply unless the chief appraiser sends you a new application. In that case, you must file the new application. If you should move or your qualifications end, you must inform the appraisal district in writing before the next May 1st. A list of appraisal district addresses and phone numbers is available online.

Q: What homestead exemptions are available?

A: There are several types of exemptions you may receive.

School taxes: All residence homestead owners may receive a \$25,000 homestead exemption from their home's value for school taxes.

County taxes: If a county collects a special tax for farm-to-market roads or flood control, a residence homestead owner may receive a \$3,000 exemption for this tax. If the county grants an optional exemption for homeowners age 65 or older or disabled, the owners will receive only the local-option exemption.

Age 65 or older and disabled exemptions: Over-65 and/or disabled residence homestead owners may qualify for a \$10,000 homestead exemption for school taxes, in addition to the \$25,000 exemption for all homeowners. If the owner qualifies for both the \$10,000 for over-65 homeowners and the \$10,000 exemption for disabled homeowners, the owner must choose one or the other for school taxes. The owner cannot receive both exemptions.

Optional percentage exemptions: Any taxing unit-including a city, county, school, or special district-may offer an exemption of up to 20 percent of a home's value. But, no matter what the percentage is, the amount of an optional exemption cannot be less than \$5,000. Each taxing unit decides if it will offer the exemption and at what percentage. This percentage exemption is added to any other home exemption for which an owner qualifies. The taxing unit must decide before July 1 of the tax year to offer this exemption.

Optional over-65 or disabled exemptions: Any taxing unit may offer an additional exemption of at least \$3,000 for taxpayers age 65 or older and/or disabled.

Q: How do I qualify for a disabled person's exemption?

A: You are eligible for this exemption if you can't engage in gainful work because of a physical or mental disability or you are 55 years old and blind and can't engage in your previous work because of the blindness. To qualify, you must meet the Social Security definition for disabled. You qualify if you receive disability benefits under the federal Old Age, Survivors and Disability Insurance Program administered by the Social Security Administration. Disability benefits from any other program do not automatically qualify you. To prove your eligibility, you may need to provide the appraisal district with information on disability ratings from the civil service, retirement programs, or from insurance documents, military records, or a doctor's statement.

Q: What if I miss the deadline for filing for a homestead exemption?

A: You may file for a homestead exemption up to one year after the delinquency date -usually February 1. If you are 65 or older or disabled, you must apply for the exemption no later than one year from your 65th birthday or one year after the delinquency date, whichever is later.

Q: May I continue to receive the residence homestead exemption on my home if I temporarily move away?

A: If you temporarily move away from your home, you may continue to receive the exemption if you do not establish a principal residence elsewhere, you intend to return to the home, and you are away less than two years. You may continue to receive the exemption if you do not occupy the residence for more than two years only if you are in military service or live in a facility providing services related to health, infirmity or aging from the two-year period.

Q: May I continue to receive the residence homestead exemption on my home if I temporarily move away?

A: If you temporarily move away from your home, you may continue to receive the exemption if you do not establish a principal residence elsewhere, you intend to return to the home, and you are away less than two years. You may continue to receive the exemption if you do not occupy the residence for more than two years only if you are in military service or live in a facility providing services related to health, infirmity or aging from the two-year period.

Q: Does the school tax ceiling transfer when a person who is age 65 or older or is disabled or is the surviving spouse (age 55 or older) of a person who was age 65 or older moves to another home?

A: A percentage of the school tax ceiling may be transferred. The ceiling on the new home would be calculated to give you the same percentage of tax paid as the ceiling on the original home. For example, if you currently have a tax ceiling of \$100, but would pay \$400 without the ceiling, the percentage of tax paid is 25 percent. If you move to another home and the taxes on the new homestead would normally be \$1,000 in the first year, the new tax ceiling would be \$250, or 25 percent of \$1,000.

Q: If I am the surviving spouse of a disabled person, am I entitled to the school tax ceiling?

A: No, only surviving spouses (55 years of age or older) of persons who were 65 years of age or older when they died may benefit from the tax ceiling.

Q: If I am 65 years of age or older, disabled, or a surviving spouse who is age 55 or older, does a tax ceiling apply to county, city or junior college district property taxes?

A: Yes, if the county commissioners court, city council or board of the junior college district authorizes a tax limitation on the homesteads of persons 65 years of age or older or disabled persons. The taxing unit's governing bodies or voters may adopt the limitation. This local option exemption does not apply to other special districts such as water, hospital, etc.

Q: Can the local option ceiling transfer if the owner who is age 65 or older or disabled moves to another home?

A: Yes, but the home must be located within the applicable taxing unit - city, county or junior college district. The ceiling on the new home is calculated the same as the school district.

Q: Can the local option ceiling transfer to another home owned by the surviving spouse who is 55 year of age or older?

A: No, regardless of the underlying qualifications (65 & older or disabled person).

Q: Is the disabled veteran's exemption the same as the disabled person's exemption

A: No. To receive a disabled veteran exemption, you must either be a veteran who was disabled while serving with the U.S. armed

forces or the surviving spouse or child (under 18 years of age and unmarried) of a disabled veteran or of a member of the armed forces who was killed while on active duty.

In order to qualify for a disabled person exemption, you can't engage in gainful work because of physical or mental disability or you are 55 years old and blind and can't engage in your previous work because of your blindness. If you receive disability benefits under the federal Old Age, Survivors and Disability Insurance Program administered by the Social Security Administration, you will qualify for the disabled person exemption.

Q: What is the amount of the disabled veteran's exemption?

A: The exemption amount that a qualified disabled veteran receives depends on the veteran's disability rating from the branch of the armed service:

Disability Rating	Exemption Amount
10% to 30%	\$5,000 from the property's value
31% to 50%	\$7,500 from the property's value
51% to 70%	\$10,000 from the property's value
71% to 100%	\$12,000 from the property's value

The disabled veteran must be a Texas resident and must choose one property to receive the exemption for all property tax purposes.

Q: May I file for a disabled veteran's exemption after the deadline has passed?

A: Yes. The deadline for filing for a disabled veteran's exemption is between January 1 and April 30 of the tax year. However, you may file for a disabled veteran's exemption up to one year from the delinquency date. To file for a disabled veteran's exemption, you must complete the Application for Disabled Veteran's or Survivor's Exemptions form.

Chicago Title makes no express or implied warranty with respect to the information contained herein and accepts no liability for the consequences of any actions taken on the basis of said information. The forgoing is not intended to provide legal advice. For specific legal questions concerning Homestead Exemption in Texas consultation should be sought from a licensed Texas real estate attorney.



WHO PAYS FOR WHAT IN TEXAS

Below you will find the customary distribution of expenses for the purchase of real estate in Texas. Keep in mind that many of these items can be negotiated by either party at the time of the offer, excluding some expenses the lender requires the seller to pay.

BUYER TYPICALLY PAYS FOR

- Escrow fees
- Document preparation (if applicable)
- Recording charges for all documents related to the transfer of title to the buyer
- Prorated share of taxes (from the date of acquisition)
- All new loan charges and fees (except those the lender requires the seller to pay), including:
 - Appraisal
 - Credit report
 - Tax service fee
 - Loan origination/discount fee
 - Reserves for taxes and insurance
 - Flood certification
 - Mortgage insurance premium
- Title insurance premium: Lender's Policy
- Interest on the new loan from the date of funding to 30 days prior to the first payment date
- Inspection fees
- Homeowner's transfer fee (if applicable)
- Fire insurance premium for the first year

SELLER TYPICALLY PAYS FOR

- Real estate agent's commission(s)
- Escrow fees
- Payoff all loans in the seller's name (unless the existing loan balance is being assumed by the buyer), including:
 - Interest accrued to the lender that is being paid off
 - Statement fees, release fees and any prepayment penalties
- Home warranty (according to contract terms)
- Any judgments, tax liens, etc. against the seller
- Prorated share of taxes (for any taxes unpaid at the time of transfer of title)
- Any unpaid homeowners association dues
- Recording charges to clear all documents of record against the seller
- Any outstanding assessments
- Any and all delinquent taxes
- Title insurance premium: Owner's Policy
- Seller credit for closing costs (according to contract terms)



19 Steps to the CLOSING PROCESS

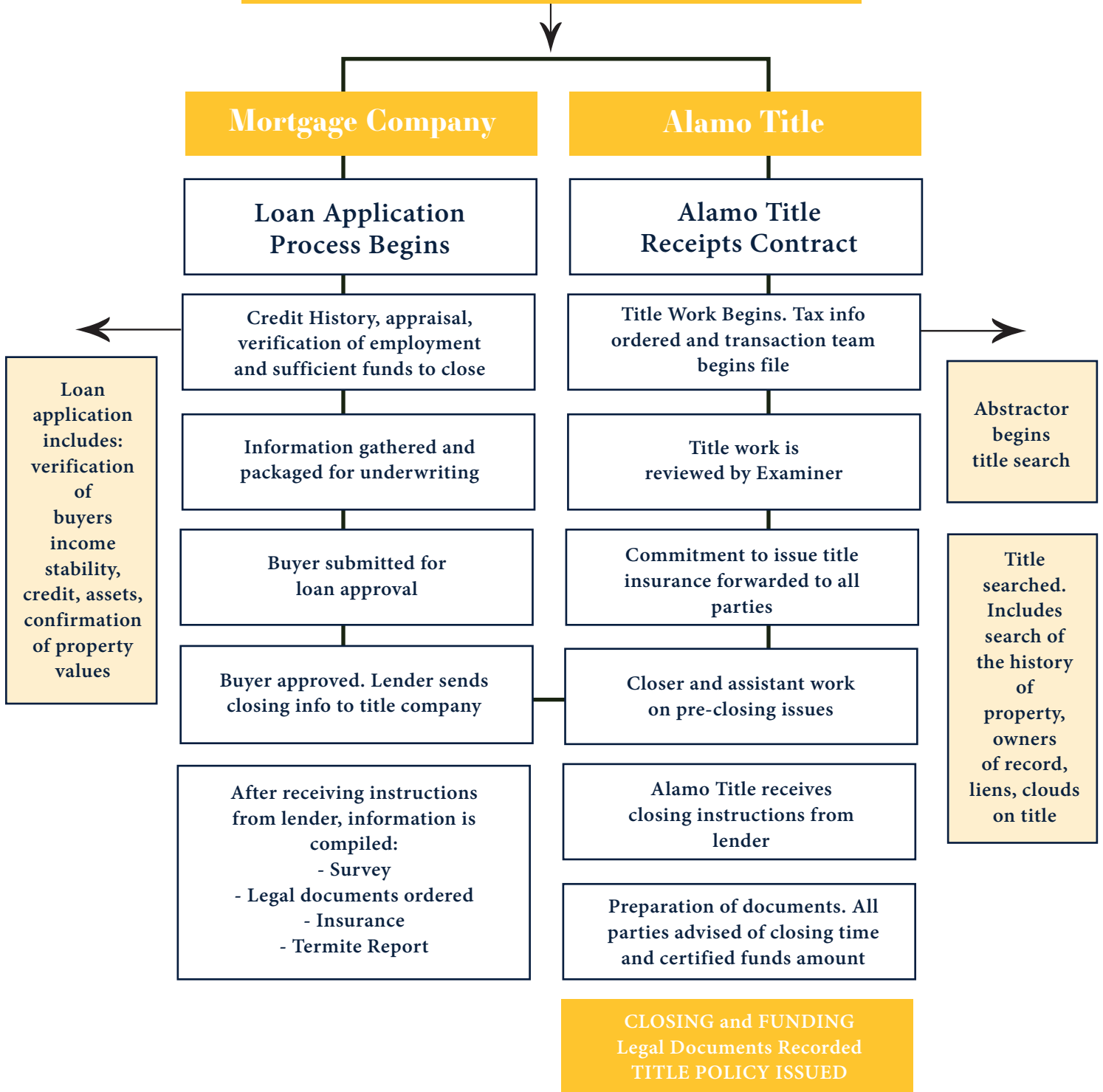


1. Choosing your Real Estate Agent.
2. Choosing your lender (know about different types of mortgage loans and pre-qualification).
3. Selecting your home (determine the type, the price, and the location).
4. The Offer (once you have found the property make a written offer through your real estate agent).
5. The escrow process (when you have reached an agreement with the seller, the initial good-faith deposit is given to an escrow representative, and the process begins).
6. The mortgage loan (a mortgage loan is requested, filling out the appropriate forms).
7. Preliminary title report (is reviewed and accepted).
8. Inspections and disclosures (the property is inspected during the period specified in the contract, and all disclosures made by the seller about the property are reviewed).
9. Assessment (the property value is determined by the lender).
10. Loan approval (the lender contacts the escrow agent).
11. Hidden defect insurance (the buyer tells the closer the name of the insurance company that will grant the policy).
12. Conditions (the escrow agent ensures that the conditions are met).
13. Final visit to property (the buyer inspects the property with the Real Estate Agent, before closing the transaction).
14. Document signing (the buyer signs the loan documents and the escrow instructions, and deposits the initial payment with the title company).
15. The escrow agent returns the documents to the lender.
16. The lender's funds are electronically transferred to the title company (the monetary exchange occurs between the lender and the title company).
17. The deed is registered at the county office (this transfers the property title to the buyer).
18. The transaction closes (accounting is finalized and the account statement is remitted).
19. The keys are delivered to the new owner.



STEPS TO THE CLOSING PROCESS

FROM CONTRACT TO CLOSE



Participants in the CLOSING PROCESS

Los Participantes En EL PROCESO DE CIERRE



ENGLISH

The Buyer(s)

- Tender a written offer to purchase (or accepts the Seller's counter-offer) accompanied by a good faith deposit amount.
- Applies for a new loan, completing all required forms and often prepaying certain fees such as credit report and appraisal costs.
- Approves and signs the escrow instructions and other related instruments required to complete the transaction.
- Approves the preliminary report and any property, disclosure or inspection reports called for by the purchase and sale agreement (Deposit Receipt).
- Approves and signs new loan documents and fulfills any remaining conditions contained in the contract, lender's instructions and/or the escrow instructions.
- Deposits funds necessary to close the escrow. Approves any changes by signing amendments.
- Determines which hazard (fire) insurance agent to use to satisfy requirements of the lender.

The Seller(s)

- Accepts Buyer's Offer to Purchase and initial good faith deposit to open escrow.
- Submits documents and information to escrow holder, such as: addresses of lien holders, tax receipts, equipment warranties, home warranty contracts, any leases and/or rental agreements.
- Approves and signs the escrow instructions, grant deed and other related documents required to complete the

SPANISH

El (Los) Comprador(es)

- Presenta una oferta de compra por escrito (o acepta la contraoferta del Vendedor) acompañada de una cantidad de depósito como señal.
- Solicita un nuevo crédito, completando todos los formularios exigidos y normalmente realizando un pago previo de determinadas cuotas como un informe crediticio y los costes de valuación.
- Aprueba y firma las instrucciones de plica y otros instrumentos relacionados necesarios para completar la transacción.
- Aprueba el informe preliminar y cualquier informe de propiedad, inspección o revelación exigido por el acuerdo de compra-venta (Recibo de depósito).
- Aprueba y firma los nuevos documentos de préstamo y cumple cualquier condición restante contenida en el contrato, las instrucciones de la entidad crediticia y/o las instrucciones de plica.
- Deposita los fondos necesarios para cerrar la plica. Aprueba cualquier cambio al firmar las enmiendas en las instrucciones de plica.
- Determina qué agente de seguro por riesgos (incendio) usar para satisfacer los requisitos del acreedor.

El(Los) Vendedor(es)

- Acepta la oferta de compra al Comprador y el depósito de buena fe inicial para abrir la plica.
- Envía los documentos y la información al tenedor de la plica, tales como: direcciones de tenedores de derechos prendarios, recibos de impuestos, garantías de equipo, contratos de garantía para la vivienda, cualquier acuerdo de arrendamiento y/o alquiler.
- Aprueba y firma las instrucciones de plica, otorga el título de propiedad y otros documentos relacionados necesarios para completar la transacción.
- Ordena inspecciones, recibe autorizaciones y aprueba informes finales y/o reparaciones a la propiedad según lo requieran los términos del acuerdo de



transaction.

- Orders inspections, receives clearances and approves final reports and/or repairs to the property as required by the terms of the purchase and sale agreement (Deposit Receipt).
- Fulfills any remaining conditions specified in the contract and/or escrow instructions; approves the pay off demands and/or beneficiary's statements.
- Approves any final changes by signing amendments to the escrow instructions or contract.

The Lender (When Applicable)

- Accepts the new loan application and other related documents from the Buyer(s) and begins the qualification process.
- Orders and reviews the property appraisal, credit report, verification of employment, verification of deposit(s), preliminary report and other related information.
- Submits the entire package to the loan committee and/or underwriters for approval. When approved, loan conditions and title insurance requirements are established.
- Informs Buyer(s) of loan approval terms, commitment expiration date and provides a good faith estimate of the closing costs.
- Deposits the new loan documents and instructions with the escrow holder for Buyer's approval and signature.
- Reviews and approves the executed loan package and coordinates the loan funding with the escrow officer.

The Escrow Officer

- Receives an order for escrow and title services. Orders the preliminary report on the subject property.
- Acts as the impartial "stakeholder" or depository, in a fiduciary capacity.
- Prepares the escrow instructions and required documents in accordance with terms of the sale.
- With authorization from the real estate agent or principal, orders demands on existing deeds of trust and liens or judgements, if any.
- Presents the documents, statements, loan package(s), estimated closing statements and other related documents to the principal(s) for approval and signature.
- Receives the proceeds of the loan(s) from the lender(s).
- Records the deed, deed of trust and other documents required to complete the transaction with the County Recorder and orders the title insurance policies.
- Closes the escrow by preparing the final settlement statements, disbursing the proceeds to the Seller, paying off the existing encumbrances and other obligations.

Alamo Title

- Receives an order for title service.
- Examines the public records affecting the and issues a preliminary report.
- Determines the requirements and documents to complete the transaction and advises the closer
- Reviews and approves the signed documents, and the order for title insurance, prior to the date.
- When authorized by the escrow officer, records signed documents with the County Recorder's and issues the title insurance policies.

compraventa (Recibo de depósito).

- Cumple las condiciones restantes especificadas en el contrato y/o las instrucciones de plica; aprueba las demandas de liquidación y/o los estados del beneficiario.
- Aprueba cualquier cambio final al firmar las enmiendas a las instrucciones de plica o al contrato.

La Entidad Crediticia (si corresponde)

- Acepta la nueva solicitud de préstamo y otros documentos relacionados del(los) Compradores(es) y comienza el proceso de calificación.
- Ordena y revisa la tasación de la propiedad, el informe crediticio, la verificación de empleo, la verificación de depósito(s), el informe preliminar y cualquier otra información relacionada.
- Envía el paquete completo al comité de préstamo y/o las compañías de seguros para su aprobación. Cuando haya sido aprobado, se establecen las condiciones del préstamo y los requisitos del seguro de título.
- Notifica al(los) Comprador(es) los términos de aprobación del préstamo, la fecha de vencimiento del compromiso y proporciona un estimado de buena fe de los costos de cierre.
- Deposita los nuevos documentos e instrucciones del crédito con el tenedor de la plica para la aprobación y firma del comprador.
- Revisa y aprueba el paquete de préstamo ejecutado y coordina la financiación del préstamo con el oficial de plica

El Oficial de Custodia

- Recibe una orden para los servicios de plica y título. Ordena el informe preliminar de la propiedad.
- Actúa como el interesado imparcial o depositario, en una capacidad fiduciaria.
- Prepara las instrucciones de plica y los documentos requeridos en conformidad con los términos de la venta.
- Con la autorización del agente de bienes raíces o mandante, ordena demandas sobre títulos de propiedad de fideicomiso y derechos prendarios preexistentes, o sentencias, si los hubiera.
- Presenta los documentos, los estados, los paquete(s) de préstamo, los estados de cierre aproximados y otros documentos relacionados al(los) mandante(s) para su aprobación.
- Recibe lo recaudado del(los) préstamo(s) del(las) entidad(es) crediticia(s).
- Registra el título de propiedad, el título de propiedad de fideicomiso y otros documentos necesarios para completar la transacción con el Registro del Condado y pide las pólizas de seguro de título.
- Cierra la plica preparando la declaración de arreglo final, desembolsando el importe de la venta al vendedor, pagando los gravámenes existentes y otras obligaciones.

Alamo Title

- Recibe una orden para servicios de título.
- Examina los registros públicos que afectan a los bienes raíces y emite un informe preliminar o compromiso de título.
- Determina los requisitos y documentos necesarios para completar la transacción y asesora al oficial y/o agentes de liquidación de la plica.
- Revisa y aprueba los documentos firmados, libera y hace el pedido de seguro de título antes de la fecha de cierre.
- Una vez autorizado por el oficial de plica, registra los documentos firmados con el oficial del registro del condado y emite las pólizas de seguro de propiedad.



REFINANCING your home

WHY DO I NEED A NEW LENDER'S POLICY?

The original lender's title insurance policy protects the lender's interest on the original loan. With the new refinanced loan, the original loan will be paid off, and the lender will require protection of its interest for the new loan. From the lender's standpoint, a refinanced loan is no different than any other mortgage loan. In addition, if the loan is sold in the secondary market, investors like Fannie Mae will require the security of title insurance on the property.

The good news is the consumer receives a discount on lender's policies for refinance during the first seven years of the loan. If your refinanced loan is with the same lender as your original loan, your lender may provide additional discounts. Alamo Title will be happy to point out ways you can save on your refinance loan.

DIDN'T THE ORIGINAL TITLE SEARCH RESOLVE OWNERSHIP ISSUES?

The lender needs the title examined again to confirm that no liens or judgments, such as liens filed by contractors, child support liens or other legal judgments, have been recorded against you or your property. Confirming the absence of these items and other title defects protects the lender's security interest in your property.

DO I ALSO NEED TO GET A NEW OWNER'S TITLE POLICY?

You will be glad to know that your original owner's title insurance policy protects your ownership rights for as long as you and your heirs own your property, as long as no value improvements have been made. So there is no need to get another owner's policy on a refinance loan.

If you did not purchase an owner's title policy, but now want the protection title insurance gives you, Alamo Title can issue an owner's title policy for you.



SOLD

Title insurance is a contract of indemnity between the insured and a title company. The form of the contract is determined by the Texas Department of Insurance. Likewise, title insurance rates in Texas are promulgated by the Department and are uniform for all title companies.

THERE ARE TWO MAJOR TYPES OF POLICY

The Owner's Policy of Title Insurance

is issued to an owner/purchaser and insures against certain listed title risks.

The Mortgagee Policy of Title Insurance


is issued to a lender and insures the validity of the lender's lien against the property.

Before issuing a title policy, a careful search is made of the county, state, and federal records that affect real estate. This is accomplished by using the company abstract plant which maintains references to every deed, mortgage, death, divorce, etc. which might affect property. These instruments are examined by lay examiners employed by the title company. Based upon the results of the examination, the title company decides whether to issue a policy.

LIFE OF A TITLE SEARCH

- Customer Service verifies legal property description and how title to real property is held.
- Preliminary order and title search are opened.
- Preliminary search of real property is done.
- Title search examines real property records, general index records and tax records.
- Examiner reviews complete search package, writes and enters preliminary report into the computer.
- Messenger service delivers prelims to escrow and lenders.
- New documents, demand and statement of information submitted to the title company.
- Escrow requests payoff of existing liens and tax certificates.
- Documents are delivered to escrow to lenders.
- Escrow sets up the closing date.
- Escrow is authorized by the parties to the transaction to record the documents. Closing at the title company.
- Documents are recorded, confirmation of recording is received and liens of record are paid off.
- Escrow officer writes title policies.
- Data processor prepares final title policies.
- Title policies released to client.





Reminders for the CLOSING TABLE

THE SELLER

- Bring your check/wiring information in order to receive your proceeds
- Bring a valid, unexpired government issued form of identification to closing, such as a driver's license or passport
- Cancel/transfer utilities, homeowner's insurance & flood insurance upon funding
- House keys
- Garage door openers
- Gate codes
- Mailbox keys
- Owner's manuals
- Trash pick-up dates

THE BUYER

- Bring closing funds (cashier's check or wire transfer) to Alamo Title
- Bring a valid, unexpired government issued form of identification to closing, such as a driver's license or passport
- Set up/transfer utilities, homeowner's insurance & flood insurance
- Render your new property with the county appraisal district
- File your Homestead Exemption form (if applicable)





SELLERS CHECKLIST

PRIOR TO CLOSING:

- Provide the title company with current loan company information so that the payoff statement can be ordered from your lender. If your property is subject to dues by homeowners association, provide the name and phone number of the association.
- Provide documentation of any changes in marital status (divorce, marriage, death) during current ownership.
- If you will not be present to sign documents at closing and are planning to use Power of Attorney for signature of legal documents, have it approved by the title company prior to closing. The title company must make contact with you on the day of closing to make sure you're alive and well and you have not revoked the POA. Also the title company releases the original for recording.

REQUIRED AT CLOSING:

Bring these with you:

- Valid drivers' license, passport or other government-issued picture identification
- Social Security Number
- House keys, garage door openers, warranties or operation manuals for appliances (heating, AC, stoves, etc) to transfer to the buyer.

AVOID CLOSING DELAYS:

- The lenders and title insurers require single owners who have been married during the course of ownership of the property to have the spouse join in signing the documents at closing.

AFTER CLOSING:

- Cancel your homeowners insurance with your insurance agent if you are moving from the property after closing and funding. If you are remaining at the property after closing, you should notify your agent of this change.
- Your lender will refund all monies left in your escrow account approximately 12 to 30 business days after he receives the payoff funds. The lender will mail a package containing your original Promissory Note marked "PAID" and other loan file documents. Retain these documents for future reference.
- Lien document. This document must be recorded with the County Clerk's Office to remove the lien of record. Your closing statement serves as a Substitute Form 1099 for Tax purposes.





Top 10 Real Estate CLOSING DELAYS

1. DETERMINING OWNERSHIP

Verify all owners/sellers names; make sure they are listed on your contract. If any changes have occurred in marital status, if a death has occurred, or if the property is vested in a trust, we will need to know in advance.

2. FOREIGN SELLER

At the listing appointment, determine if the seller is a “foreign person,” as defined by applicable law. If you believe the seller could be classified as a foreign person, notify your escrow officer and all parties to the contract. A foreign person requires certain IRS documentation with most of the obligation falling upon the buyer.

3. LENDER INFORMATION

We are required to obtain the seller’s loan payoff information. We will need the name and phone number of the lender, the loan number, and the full social security number for each person on the loan.

4. SURVEY

If an existing survey is to be provided to the buyer by the seller per the contract, it must be accompanied with the Residential Real Property Affidavit (T47). Failure to provide the affidavit with the existing survey could result in the seller paying for a new survey.

5. IDENTIFICATION

Valid, unexpired U.S. government issued photo ID is required for each person signing documents. A State issued driver’s license, a military ID and/or a passport are acceptable forms of identification.

6. CLOUDS ON TITLE

Tax liens, judgments, HOA liens, missing liens, IRS liens, bankruptcy and any other involuntary liens will be addressed and some could take an extended time to clear. It is important to have open lines of communication between the seller and the title company to clear any clouds on title.

7. CONTRACT DATES

All dates in the contract should be complete. The effective date is the catalyst for all requirements/conditions in the contract. Incomplete dates in the contract can lead to confusion and misunderstandings which could delay your closing and funding!

8. REPAIRS NOT COMPLETED

Agreed repairs must be completed in a timely fashion. Completion of repairs in the contract is often a lender requirement to satisfy the loan. Lenders can require the appraiser to re-inspect the property prior to closing to certify the repairs were completed.

9. HOA & HOA ADDENDUMS

If the property is in a subdivision with a mandatory owners’ association, pay special attention to the boxes and blanks on the HOA addendum indicating the party responsible for delivering the subdivision information as well as the time frame required for delivery.

10. SHORT SALES & FORECLOSURES

It is important to understand the process when contracting into a short sale or foreclosure. Even after the contract is signed, the current lienholder still requires the seller to go through a process before approving the sale.



Home

THE APPRAISAL PROCESS

ANNUAL HOME VALUE APPRAISAL

On January 1, your home's appraised value for the year is based on its condition and what the property could sell for on January 1. The appraisal district arrives at a figure by calculating the market value of your property. Your home's condition is key as you look at factors that may affect the value. Any damage or improvements after this date, for example, a hail storm damages your roof in April, or you install the addition of solar panels in July, will not affect the taxable value of your home in this year.

HOME VALUE/ APPRAISAL ARRIVES IN MAILBOXES

Late April-Early May, a piece of mail arrives from the appraisal district, telling you the value of your home for tax purposes. Look over the numbers carefully. If your property is not described correctly or if the value looks out of whack, you can protest it.

DEADLINE TO FILE A "NOTICE OF PROTEST"

May 15 is the deadline for filing a "Notice of Protest" of your appraised value. What's the best way to file? You have a couple of options. You can use the form on the back of the "Notice of Appraised Value" that you received from the appraisal district or you may be able to file your protest online.

MEET WITH THE APPRAISAL STAFFER AND THE ARB

In June, following the filing of your "Notice of Protest," your Appraisal District will send you a letter with two dates: an informal meeting with an appraisal staffer and your formal hearing date with the ARB, a group of independent residents appointed to hear these challenges. During the informal meeting, the staffer will review the numbers with you. Bring all of your documentation: Information on comparable homes (records are available on the appraisal district's website), perhaps an independent appraisal if you recently refinanced your house, or photos, repair estimates and other records showing damage that may devalue your home. Once you and a staffer have hashed it out, the district may offer to reduce your value by a certain amount. If you're satisfied, you can accept it.

If not, you can keep your date with the ARB, or technically, with a three-member panel of ARB members. Before that hearing, you have a right to see all of the information the district appraisers plan to present, so be sure to contact the appraisal district to request those documents.

If you take your case to the ARB, come prepared and expect a rapid -fire proceeding. The entire hearing will likely take 15 to 30 minutes. In that time you will be placed under oath and given a chance to present any evidence or witnesses supporting your case. You must conclude by stating the figure you believe your property is worth. Someone from the appraisal district will likely question you and provide additional evidence. Then you can question the appraiser or any witnesses presented by the appraisal district. Members of the ARB can ask clarifying questions, too. Finally, each side gets to make a closing statement, so once again you'll want to reiterate what you believe your property is worth and why. The three-member panel will discuss the case and reach a recommended value.



Seller GETTING STARTED Guide

There are several steps you can take to increase positive feedback from prospective buyers before putting your home on the market. Enlisting the help of a real estate professional can also help sell your property faster.

SELF INSPECTION

- Walk through your home and view it objectively, removing any emotion or sentimentality.
- Make a list of necessary, low-cost updates, and place items that need the most work or outside resources at the top of the list.
- Create a timeline for updates before scheduling home showings.

REPAIRS, CHANGES & CLEANING

EXTERIOR

- Clean gutters, downspouts, chimney, etc.
- Patch peeling or chipped paint.
- Replace damaged roof shingles.
- Repair, paint or stain worn wood decks.
- Clean and repair fencing that surrounds the home, and ensure it's intact.
- Maintain good exterior lighting, especially along walkways.

YARD

- Mow the grass and continue lawn maintenance.
- Re-sod the yard and re-mulch flower beds
- Remove overgrowth, weeds and dead or diseased vegetation.

WINDOWS

- Clean windows and doors, inside and out.

- Endure they open and close with ease and without squeaking: repair, if needed.
- Check doorbell functionality.
- Polish hardware, knobs, locks, etc.
- Repair any cracks, tears or holes.
- Apply a fresh coat of paint, if needed.

ENTRY

- Make the entry spotless, clean floors, rugs, decorative pieces, etc.
- Eliminate clutter.
- Ensure good, functional lighting.

LIVING, DINING & FAMILY ROOMS

- Apply a fresh coat of paint to walls
- Repair cracks in ceilings and walls.
- Repair peeling or torn wallpaper.
- Re-paint or re-stain woodwork
- Clean blinds and drapery thoroughly, and ensure they work properly.
- Steam-clean carpets and floors.
- Position furniture in a way that showcases the shape of each room
- Eliminate clutter.

KITCHEN

- Clean countertops and sinks thoroughly.
- Repair leaks and dripping faucets.
- Organize pantry and cupboards.
- Defrost the refrigerator and freezer, and ensure both are odorless

BATHROOMS

- Clean countertops, sinks, showers and bath tubs thoroughly.
- Repair leaks and dripping faucets.
- Remove grout and soap stains from tiles.

- Repair broken or cracked tiles, and re-caulk, if needed.
- Check the functionality of fixtures, lighting, heat lamps, fans, etc.
- Eliminate clutter.

BEDROOMS

- Apply a fresh coat of paint to walls
- Repair cracks in ceilings and walls.
- Repair peeling or torn wallpaper.
- Clean blinds and drapery thoroughly, and ensure they work properly
- Position furniture in a way that showcases the shape of each room
- Make beds.
- Eliminate clutter.

WHY DO I NEED A REAL ESTATE PROFESSIONAL?

Millions of homes are sold each year, and each transaction is unique.

With recent changes to contract forms and addendum, home selling has become more complex than it was just five or 10 years ago. A real estate professional can assist you in pricing your home according to current market conditions, give you tips on showing your property, assist you with negotiations and guide you through the process once an offer is presented.





PRICING TO SELL

Once you're ready to put your home on the market, it's important to price it to sell quickly and close to your initial list price. Many factors contribute to the value of your home. Understanding them and enlisting the help of a real estate agent can help you price your home to sell.

CURRENT MARKET VALUE

The best way to assess the current market value of your home is to ask a real estate agent to conduct a Comparative Market Analysis (CMA). The CMA is usually free and helps determine the fair market value of your home based on evaluation of recently sold homes in your neighborhood that match your home's age, features and size.

CONSIDERATIONS WHEN SETTING PRICE

Location — A desirable location (proximity to desirable amenities) adds the most value.

Seller Needs — Is there a need to sell quickly? Is the sale contingent on another sale?

Season — More homes are listed between spring and summer, creating more competition.

Condition of the Home — Does the home have strong curb appeal or attractive features?

Other Factors — Current interest rates, economic conditions, crime rates, etc.

COMMON TERMS

Days on Market (DOM) — The number of days a property has been listed on the market. A higher DOM can signal an unrealistic sales price.

Inventory — The number of homes for sale on the Multiple Listing Service (MLS). A small inventory indicates a high demand; therefore, higher prices.

Seller's Market — A real estate market characterized by small inventories and short DOM. It's common for multiple offers to be made on properties, sometimes exceeding the list price.

Buyer's Market — Occurs when sales slow and inventory accumulates. This market is characterized by high DOM and falling sales prices, giving buyers greater opportunities.

Balanced Market —

Usually a transitional phase between a Seller's and Buyer's Market when neither party has an advantage .

Median Sales Price — The midpoint between the most expensive house and least expensive house sold in an area during a specific time.

Price Discount — The difference, usually expressed as a percentage, between the initial list price for a home and the final sales price.





FOR SALE

PRICING TO SELL

Everyone knows the importance of making a good first impression.

Staging your home highlights its best features. Keeping it neat and clean at all times also makes your home more appealing to prospective buyers, who can drop by at a moment's notice.

Gender-Neutral Master Suite — The master bedroom should appeal to both genders. Try to eliminate any decor that may be too gender specific.

Furniture Placement — Arrange furniture to showcase the shape of the room and emphasize space.

Power of Paint — Need to make a room appear larger than it actually is? Paint that room and the room adjacent to it the same color, creating the illusion of one large space.

Kitchen — The kitchen is a major focal point of most homes. Update, replace or paint cabinets, drawers, appliances, hardware, etc. to enhance appeal.

Depersonalize — Prospective buyers want to see your home, not your photos or personal mementos. Remove as many of these items as possible, which will also eliminate clutter.

Curb Appeal — Unfortunately, a book is often judged by its cover. Maintain the exterior of your home (lawn, landscaping, walkways, lighting, etc.) and keep it as clean as the interior.

Declutter — By keeping your home clean and organized, you automatically make it appear larger and more welcoming.

Aroma — Try to refrain from cooking any strong-smelling foods, such as fish. Instead, bake some cookies or fill your home with fresh flowers for a pleasant scent.

Lighting — Don't be afraid to fill your home with natural light; the brightness tends to improve both atmosphere and mood.

Temperature — Maintain a comfortable temperature so prospective buyers feel at ease touring your home.

Privacy — Be sure to give prospective buyers time alone with their real estate agent to address any candid questions they may have.



Alamo Title
Company

PLANNING A SMOOTH MOVE

After your purchase offer has been accepted and your loan approved, it is time to plan your move. By pre-planning your move, you will find that the numerous tasks involved will go more smoothly. You will be prepared for the challenge of creating a new home for you and your family.

30 DAYS BEFORE

- Determine what you do not want to move - plan a garage sale if necessary.
- Decide what you are going to pack yourself and what the movers are going to pack.
Keep in mind that the mover is not responsible for any breakage of items you will pack personally.
- Obtain property - packing cartons from your mover for items you will pack personally.
- Notify the post office of your new address.
- Gather medical and dental records for all family members.
- Notify schools and arrange to have transcripts and records forwarded to new schools.

2 WEEKS BEFORE

- Start packing. Plan a little at a time. Don't try to do it all in a day or two.
- Return borrowed items and reclaim items borrowed from you.
- Arrange disconnect/connect dates with local utilities.
- Arrange for maid service and carpet cleaners.
- Develop a floor plan to show the movers where you want your belongings placed.

1 WEEK BEFORE

- Dispose of all flammable materials that shouldn't be moved.
- Dismantle outdoor play or gym equipment.
- Transfer bond accounts and contents of safe deposit box.
- Pack items you want to move yourself and mark them "Do Not Move."

1 DAY BEFORE

- Empty your fridge and freezer. Let the appliances air out for 24 hours.
- Finish packing personal items.
- Get a good night's sleep.

MOVING DAY

- Strip beds, but leave the fitted bottom sheet on the mattress.
- Be present to answer movers' questions.
- Accompany movers through the house for an inventory of things to be moved.
- Confirm a destination address, dates and times with your mover.
- Close all windows, turn out lights and lock doors.